

Wildlife Viewing in the North Woods



Where to see wildlife in Northern New Hampshire



Where to go, what to see

New Hampshire's north woods extend from the high elevations of the White Mountains to the hilly lakes country of the northern border. People come from all over the world to experience the colors of autumn. In winter, snow-covered peaks and evergreen spires create a place of breathtaking beauty. The land is dominated by forests, though farms nestle in the major river valleys.

Typical wildlife of this region includes moose, deer, bear, fisher and snowshoe hare. Dark-eyed juncos, evening grosbeaks and boreal chickadees live here year-round. Common loons, ospreys, and Blackburnian and bay-breasted warblers are among the summer residents.



Red-breasted nuthatch

A few highlights:



- **Bald eagles** on Lake Umbagog;



- **Moose, spruce grouse**, gray jays and black-backed woodpeckers at East Inlet;
- Peregrine falcons at the BALSAMS;



- **Bear** on Cannon Mountain in June;



- **Loons** and osprey on the Pontook Reservoir;



- **Moose** on Route 3 in Pittsburg, Route 26 between Dixville and Errol and Route 16 between Errol and Berlin.

PHOTOS BY CHARLES H. WILLEY

Wildlife Viewing Sites in Northern New Hampshire



PHOTO BY JOHN P. GREEN

Red fox pup



PHOTO BY JOHN P. GREEN

Red-tailed hawk



PHOTO BY JOHN R. FORD

Chipping sparrow



PHOTO BY JOHN R. FORD

Red squirrel


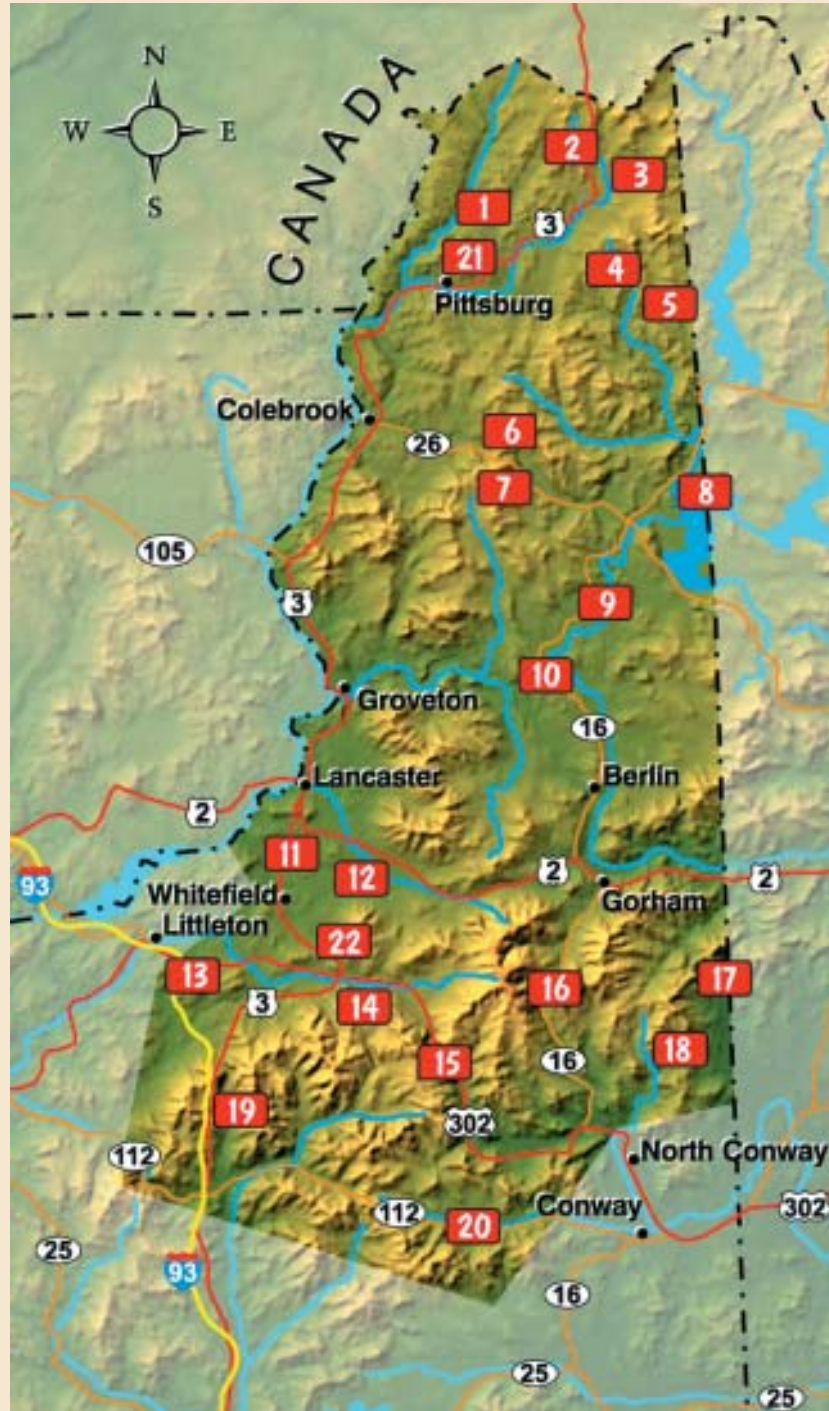


PHOTO BY JOHN R. FORD

Bull moose



PHOTO BY JOHN P. GREEN

Baby Snowshoe hare




PHOTO BY JOHN P. GREEN

Pileated woodpeckers



PHOTO BY JOHN P. GREEN

WHERE TO GO		WHEN	WHAT TO SEE						ACCESS				
SITE NAME	LOCATION	VIEWING SEASON	LARGE MAMMAL	SMALL MAMMAL	WATER-FOWL	SONG-BIRDS	REPTILES/RAPTOR	AMPH.	FISH	PAVED ROAD	GRAVEL ROAD	BOAT/CANOE	WALK
1. Canyon at Indian Stream*	Rte 3 E of Pittsburg, take Jesse Young Road to seasonal logging road, approximately 16 miles on west side of road	s, f		x		x					x		x
2. Connecticut Lakes State Forest	Rte. 3, N of Pittsburg	w, sp, s, f	x	x	x	x				x		x	
3. East Inlet Pond* (Pittsburg)	From the 2 nd CT Lake dam go 3.5 mile, turn left on unmarked gravel logging road, cross wooden bridge, turn right at T, go left at next fork for .7 miles	sp, s, f	x	x	x	x		x			x	x	
4. Magalloway Mountain*	Rte. 3 N of Pittsburg, turn right on Magalloway Road (gravel logging road), follow signs to fire tower, approx. 8 miles	sp, s, f	x	x		x	x				x		x
5. Garfield Falls*	Rte. 3 N, turn right on Magalloway Road (gravel logging road), continue straight at fire-tower turnoff, bear right at next two junctions, approx. 12 miles	sp, s, f	x	x		x					x		x
6. The BALSAMS	Rte. 26, Dixville Notch, peregrine viewing in parking lot	sp, s, f	x	x		x	x			x			
7. Route 26 Wildlife Viewing Site	Rte. 26, Dixville Notch	sp, s, f	x	x		x				x			x
8. Lake Umbagog National Wildlife Refuge	Rte. 16, north of Errol	sp, s, f	x	x	x	x	x	x		x		x	
9. Thirteen-Mile Woods Scenic Easement	Rte. 16, south of Errol	w, sp, s, f	x	x	x	x	x	x		x		x	
10. Pontook Reservoir	Rte. 16, 8 miles north of Milan Village	w, sp, s, f	x	x	x	x	x	x		x		x	
11. Weeks State Park	Rte. 3, 2.5 miles S of Lancaster	sp, s, f		x		x	x			x			
12. Pondicherry Wildlife Refuge	Whitefield Airport, Jefferson, parking lot across from power plant	sp, s, f			x	x		x			x		x
13. The Rocks Estate	Rte. 302, Bethlehem	sp, s, f	x	x		x				x			x
14. Zealand Valley	Zealand Road off Route 302, 2.2 miles E of Twin Mountain	w, sp, s, f	x	x		x					x		x
15. Crawford Notch State Park	Rte. 302, Bartlett	w, sp, s, f	x	x		x	x	x		x			x
16. Lost Pond	Rte. 16, Pinkham Notch, trail across AMC parking lot	w, sp, s, f	x	x		x		x					x
17. Basin Pond	Rte. 113, 1.8 miles N of Chatham, left at Basin Pond Campground	sp, s, f		x	x	x		x		x			x
18. Mountain Pond	Rte. 16, turn right on Town Hall Road in Bartlett to Slippery Brook Road, approximately 7 miles from Rte. 16	sp, s, f	x	x	x		x			x		x	
19. Franconia Notch State Park	Franconia Notch Parkway, Franconia	w, sp, s, f	x	x		x	x	x	x	x		x	x
20. Kancamagus Scenic Byway	Rte. 112, between Lincoln and North Conway	w, sp, s, f	x	x		x				x			x
21. Arthur & Christie Johnson Mem. Forest	Rte. 3, Pittsburg	w, sp, s, f	x	x		x	x			x			x
22. Twin Mountain Fish Hatchery	Rte. 3, Twin Mountain	sp, s, f							x	x	x		



New Hampshire Wildlife Viewing Guide. This 96-page book by Judith K. Silverberg is your best source for learning where, when and how to see wildlife all across the state. Each of the 73 site descriptions includes directions, details on species present and how to see them. Loaded with full-color photos. **\$5.00**

The **New Hampshire Atlas and Gazetteer** may also be helpful in finding some of the more remote locations. **\$19.95**

Both books are available from N.H. Fish and Game Department Headquarters or go to: www.wildlife.state.nh.us for an order form.

**These are remote sites, quite a few miles off the main road, and may be difficult to locate. Look for Watchable Wildlife Area signs. Use caution when driving to these areas. The logging roads are privately maintained and active. Logging trucks have the right of way.*



VIEWING SEASON LEGEND

w winter **s** summer
sp spring **f** fall

Tips for wildlife viewers



This guide will assist you in finding some of the best places in northern New Hampshire to view wildlife. On your travels in the area, look for the brown and white binoculars road signs. Seeking and finding wildlife at viewing sites may require certain knowledge and special skills. Here are a few tips to improve your chances.

■ CHECK THE SEASON.

Most sites offer wildlife viewing opportunities only at certain times of year. Before heading to a site, make sure it's the right season.

■ WATCH AT DAWN AND DUSK.

This is when most wildlife species are active enough to view. Try exploring a range of time periods.

■ USE THE RIGHT TOOLS.

A field guide, a pair of binoculars and

comfortable shoes are a good start. Scanning wide areas with binoculars is often essential to locate animals.



■ BE PATIENT.

Successful wildlife viewing often requires longer waits and searches than you might expect.

■ STAY QUIET.

Noise frightens wildlife away. Move slowly and quietly to increase your chances of viewing wildlife, and to avoid stressing the animals you wish to watch. Sit quietly for an hour to observe what happens around you.

■ USE A BLIND.

Hiding behind natural or artificial blinds (even your vehicle) will help you see more wildlife.



PHOTO BY CHARLES H. WILLEY

American bittern

marine, estuary, wetland, freshwater, alpine, boreal, pine and hardwood forests.

Habitat is the key to wildlife

Over 450 species of mammals, birds, fish and reptiles are found in New Hampshire. The abundance of wildlife in New Hampshire is a result of the wide range of landforms and climates found here. New Hampshire's wildlife habitats include

Conservation through responsible viewing

It may seem odd to think that animals can be "watched to death," but overuse of wild areas and harassment by humans can harm wildlife.

■ KEEP YOUR DISTANCE.

Stay on established trails and maintain a distance that is comfortable for the wildlife. The goal of successful wildlife watching is to see animals without interrupting their normal behavior. All wild mammals are potentially dangerous if approached too closely, especially bears and cow moose with calves.

■ DON'T FEED THE ANIMALS.

There is plenty of food available in the wild. Human food can cause digestive problems, provide improper nutrition and even kill an animal.

■ DON'T PICK UP ORPHANED OR SICK ANIMALS.

Wild animals rarely abandon their young. If an animal appears sick or injured, behaves oddly, or seems tame, leave it alone. A number of wildlife diseases, including rabies, can affect humans.

■ CONTROL PETS.

Pets are a hindrance to wildlife viewing. They may chase, injure or kill wild animals. Leave pets at home or keep them on a leash.

■ HONOR THE RIGHTS OF PRIVATE LANDOWNERS.

Always ask permission before entering private property and leave no trace that you have been there.

■ RESPECT THE RIGHTS OF OTHER VIEWERS AT A SITE.

Be considerate when approaching wildlife that is already being viewed.

■ SHARING THE WOODS WITH OTHERS.

You share the woods with many other recreationists, including hikers, snowmobilers, mountain bikers and hunters. Wear hunter orange during hunting seasons. Most public lands are open to hunting and fishing. Information on hunting season dates and regulations is available from the Public Affairs Division of the New Hampshire Fish and Game Department, and from agents who sell hunting and fishing licenses.

■ KEEP TO MARKED TRAILS.

Using trails protects plant life and assists animals in adapting to human movement.

■ KEEP NEW HAMPSHIRE CLEAN.

Leave the environment unchanged by your visit. Follow the carry in/carry out principle.



New Hampshire
Fish and Game Department
11 Hazen Drive, Concord, NH 03301
(603) 271-3211
www.wildnh.com

This brochure was funded by the Federal Highway Administration, New Hampshire Scenic and Cultural Byways Program – Office of State Planning and Energy Programs and New Hampshire Fish and Game Department. ©1998 NHFG