

# The BIG Picture



Like the brilliant foliage of a New Hampshire autumn, it comes and it goes. Money. Funding for programs and services comes in to New Hampshire Fish and Game from fishing and hunting license fees, the federal government and other sources. And out it goes — to accomplish our mission of conserving, managing and protecting the state’s fish, wildlife and habitats; informing and educating the public; and providing opportunities for







people to use and appreciate our wildlife and habitat resources. As the chart below shows, the Department’s budget sustains the full range of habitat and fish and wildlife management tasks, plus conservation education, law enforcement, search & rescue and assorted support activities. All of these are essential to ensure that the work we do has the most effective and efficient results for the wildlife and people of New Hampshire.

## Where the money comes from...



**FY 2005**

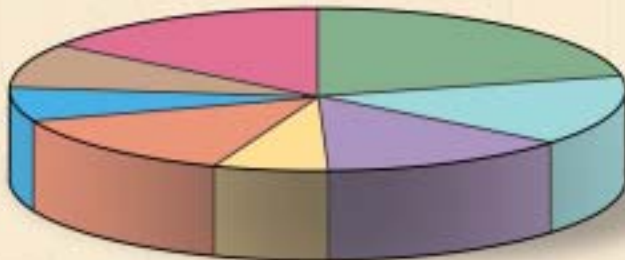


**Total Revenues: \$23,351,229**







	License Fee Revenues*	42.4%
	\$9,895,070	
	Federal Funds	28.7%
	\$6,701,184	
	Other Agency Income	5.7%
	\$1,324,829	
	OHRV Education, Training & Enforcement Funds	4.6%
	\$1,080,198	
	Unrefunded Gas Tax Transfer	3.6%
	\$838,182	
	OHRV Transfer to Bureau of Trails Program/ Department of Resources and Economic Development	15.0%
	\$3,511,766	

## Where the money goes...

	Law Enforcement, Search & Rescue, OHRV	21.2%
	\$4,950,434	
	Inland Fisheries Management & Hatcheries	14.3%
	\$3,340,315	



**Total Expenditures: \$23,351,229\*\***

	Wildlife Management & Nongame	14.0%
	\$3,269,779	
	Maintenance, Construction & Public Boat Access	6.4%
	\$1,487,315	
	Administration, Finance & Information Technology	13.9%
	\$3,236,979	
	Public Affairs & Conservation Education	6.8%
	\$1,590,683	
	Marine Fisheries & Estuarine Reserve	8.4%
	\$1,963,958	
	OHRV Transfer to Bureau of Trails Program/ Department of Resources and Economic Development	15.0%
	\$3,511,766	



\*License Fee Revenues: Includes all resident and nonresident fishing and hunting licenses and permits, plus related fines and interest.

\*\*Total expenditures of the Fish and Game Fund for Fiscal Year 2005 per year-end *Monthly Statement of Appropriation by Office* (Report F149) is \$24,402,281, included within this amount is \$1,051,052 of double budgeted Fish and Game OHRV funds. Net result of expenditures for fiscal year 2005 is \$23,351,229.

Federal Funds: Sport Fish Restoration Act (Dingell-Johnson and the Wallop-Breaux Amendment) for inland fisheries management, boat access and aquatic resources education - \$2,457,140; Wildlife Restoration Act (Pittman-Robertson) for wildlife management and hunter education - \$1,164,252; State Wildlife Grants - \$1,073,379; National Oceanic and Atmospheric Administration for marine fisheries management, the Great Bay National Estuarine Research Reserve program and marine law enforcement - \$1,142,958; other Federal sources - \$773,455.

Other Agency Income: \$5 Boat surcharge - \$662,733; \$1 Search & Rescue surcharge on boat and OHRV registrations - \$214,091; Nongame donations and program income - \$287,617; State General Fund match for Nongame - \$50,000; Miscellaneous donations and income - \$110,388.

